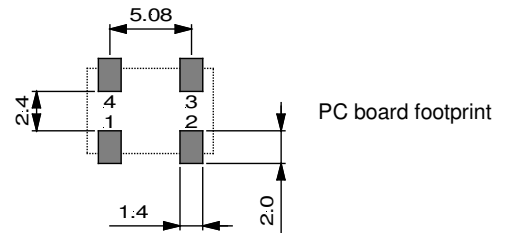
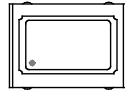
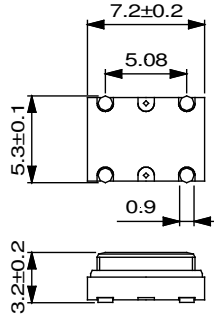


MINIATURE SURFACE MOUNT TCXO

DFA S2-KHZ or KHV (5 V) & LHZ or LHV (3.3 V)

FEATURES
5 to 52 MHz HCMOS output, Tight stability Analogue temperature compensation
APPLICATIONS
Transmissions, SDH/Sonet, Microwave

Function	DFA S2
E / D or V control	1
GND	2
Output	3
Vcc	4



TYPE	DFA S2-KHZ	DFA S2-LHZ
Frequency Range	5 to 52 MHz	

ELECTRICAL SPECIFICATIONS	DFA S2-KHZ	DFA S2-LHZ
supply voltage	5 V ± 5 %	3.3 V ± 5 %
supply current (no load)	≤ 20 mA	≤ 10 mA
output load	HCMOS 15 pF or 2 TTL	HCMOS 15 pF or 2 TTL
duty cycle @ 50% level	45/55...55/45 %	45/55...55/45 %
rise/fall times (10 to 90 %)	≤ 5 ns	≤ 5 ns
high/low levels or output amplitude	≥ 4.5 V / ≤ 0.5 V	≥ 2.8 V / ≤ 0.3 V
start-up	≤ 10 ms @ 4.75 V	≤ 10 ms @ 3.15 V
tri-state control on pin 1	high or open = enable, low = high Z	high or open = enable, low = high Z

FREQUENCY STABILITY			detailed tolerances [ppm]				
type	temperature range	model code	stability versus:			ageing	calibration @ 25°C
			temperature	Vcc ± 5 %	load ± 10 %		
all types	0 to 70 °C	B0.5*	≤ ± 0.5	≤ ± 0.1	≤ ± 0.1	≤ ± 1	≤ ± 1
	-20 to 70 °C	C0.5*	≤ ± 0.5				
	-40 to 85 °C	E0.5*	≤ ± 0.5				
	-40 to 85 °C	E1*	≤ ± 1.0				
	-40 to 85 °C	E2	≤ ± 2.0				
remarks			* Not available at all frequencies, please consult factory for more details ageing is 1 st year at 25 °C				

OPTIONS	CODE	DFA S2-KHZ	DFA S2-LHZ
voltage control on pin 1 (positive slope)	V	≥ ± 5 ppm, ≤ ± 15 ppm 2.5 V ± 2 V	≥ ± 5 ppm, ≤ ± 15 ppm 1.65 V ± 1.35 V
remark		No tri-state function with this option (code LHV and KHV)	

ORDERING CODE	type + option code + frequency + model code
Example	DFA S2-LHZ 25 MHz E1